



City of LA South Los Angeles STUDY AREA PROFILE

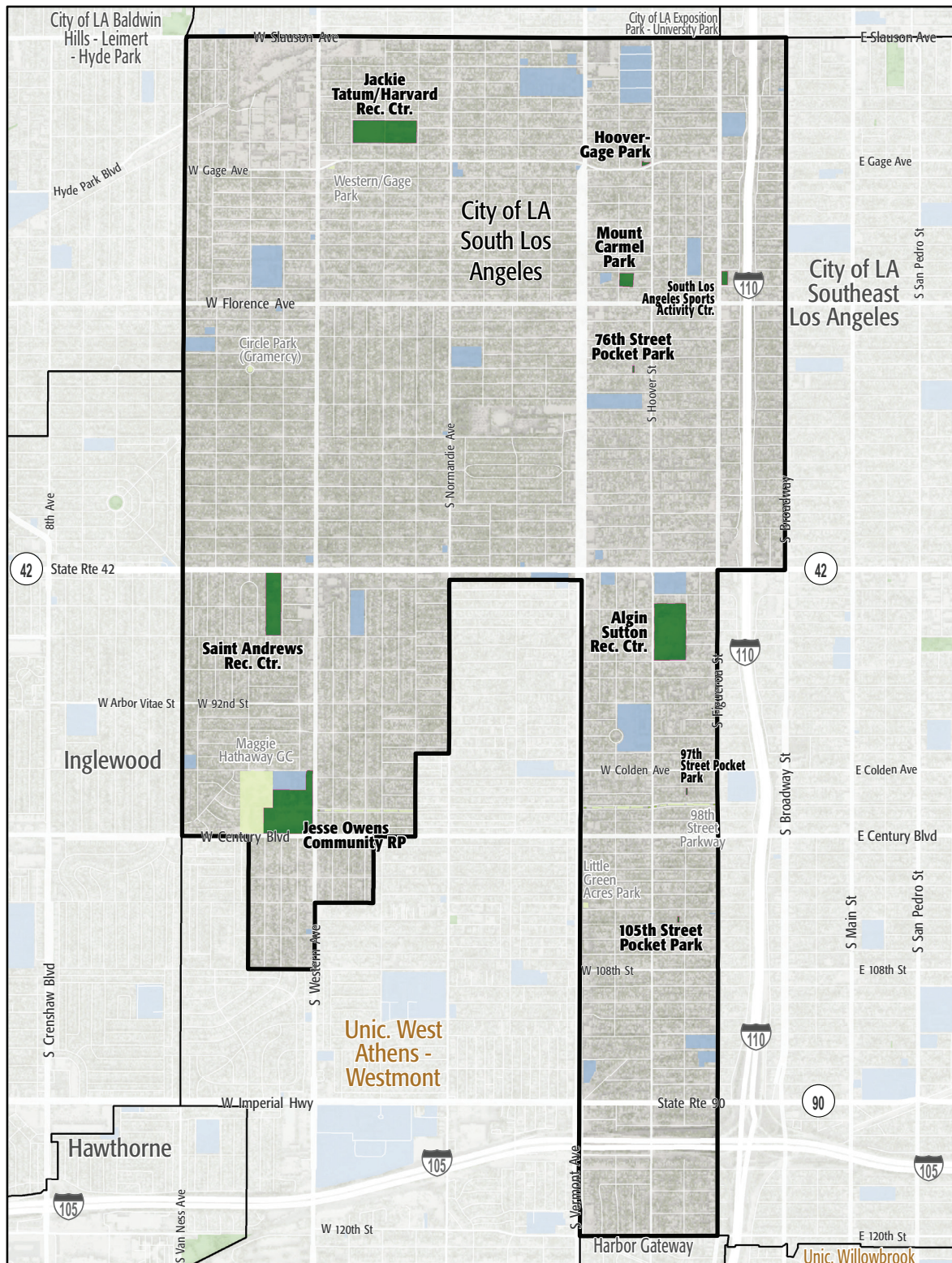
STUDY AREA ID #119

- BASE MAP
- PARK METRICS
- WHERE ARE PARKS MOST NEEDED
- AMENITY QUANTITIES AND CONDITIONS
- PARK NEEDS FRAMEWORK
- PROJECT COST ESTIMATES
- PROJECT REPORTING FORM
- COMMUNITY ENGAGEMENT FORM





STUDY AREA BASE MAP



City of LA South Los Angeles

- Existing Park
- Existing Park Outside Study Area
- Existing School
- Other Open Space

PARK METRICS



PARK LAND: Is there enough park land for the population?

60.3 PARK ACRES
within study area

109,993
POPULATION

0.5 PARK ACRES
PER 1,000

The county average is 3.3 park acres per 1,000

PARK ACCESSIBILITY: Is park land located where everyone can access it?

59% of population living
WITHIN 1/2 MILE
of a park

The county average is 49% of the population living
within 1/2 mile of a park

PARK PRESSURE

How much park land is available to residents in the area around each park?

105th Street Pocket Park (0.11 Acres)
0.01 park acres per 1,000

76th Street Pocket Park (0.13 Acres)
0.01 park acres per 1,000

97th Street Pocket Park (0.13 Acres)
0.01 park acres per 1,000

Algin Sutton Rec. Center (16.45 Acres)
0.76 park acres per 1,000

Hoover-Gage Park (0.21 Acres)
0.02 park acres per 1,000

**Jackie Tatum/Harvard Recreation Center
(12.85 Acres)**
0.59 park acres per 1,000

Jesse Owens Community Reg. Park (19.33 Acres)
1.36 park acres per 1,000

Mount Carmel Park (1.69 Acres)
0.3 park acres per 1,000

Saint Andrews Rec. Center (8.62 Acres)
0.77 park acres per 1,000

**South Los Angeles Sports Activity Center
(0.74 Acres)**
0.08 park acres per 1,000

WHERE ARE PARKS MOST NEEDED?

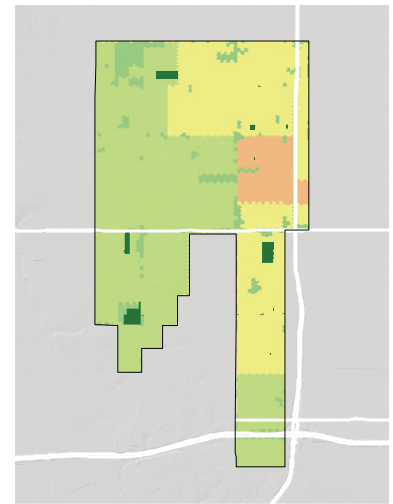
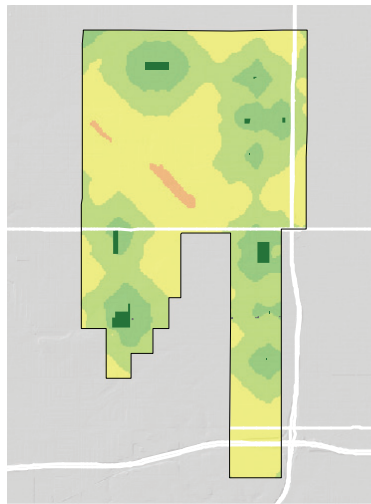
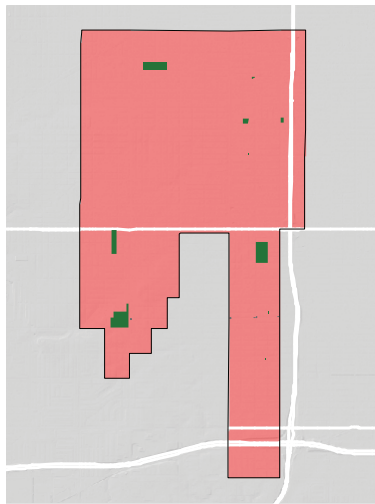
PARK ACRE NEED

+

DISTANCE TO PARKS

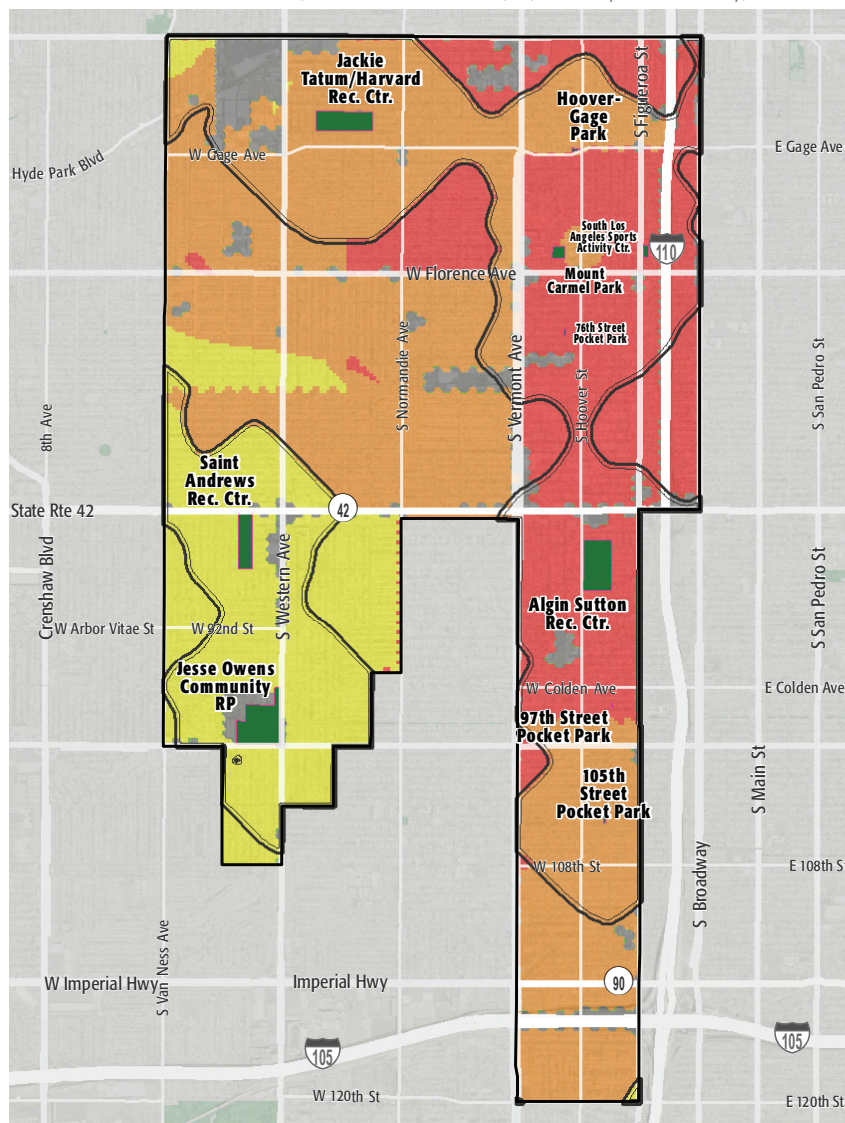
+

POPULATION DENSITY



= PARK NEED

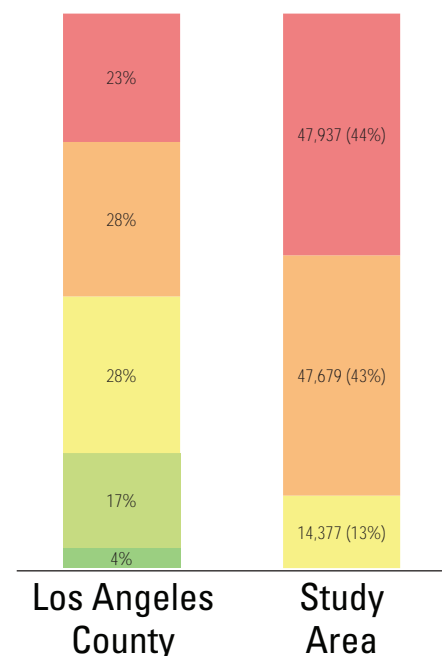
*Calculated using the following weighting: (20% x Park Acre Need) + (20% x Distance to Parks) + (60% x Population Density)



PARK NEED CATEGORY

- Very High
- High
- Moderate
- Low
- Very Low
- No Population
- Area within 1/2 mile walk of a park

HOW MANY PEOPLE NEED PARKS?



AMENITY QUANTITIES AND CONDITIONS

Park Name	Condition	General Infrastructure Condition	Open Lawn/ Turf Area	Amenities																
				Tennis Courts	Basketball Courts	Baseball Fields	Soccer Fields	Multipurpose Fields	Fitness Zones	Skate Parks	Picnic Shelters	Playgrounds	Swimming Pools	Splash Pads	Dog Parks	Gymnasiums	Community/Rec Centers	Senior Centers	Restrooms	Total
105th Street Pocket Park	Good											1							1	
	Fair								1										1	
	Poor																		0	
76th Street Pocket Park	Good											1							1	
	Fair								1		2								3	
	Poor																		0	
97th Street Pocket Park	Good											1							1	
	Fair								1		2								3	
	Poor																		0	
Algin Sutton Rec. Center	Good					1	2		1			1							5	
	Fair			2	2	2			1						1				8	
	Poor											1	1						2	
Hoover-Gage Park	Good																		0	
	Fair											1							1	
	Poor																		0	
Jackie Tatum/Harvard Recreation Center	Good									1			1						2	
	Fair			8	2	3		1				1							15	
	Poor										1					1			2	

AMENITY CONDITIONS SUMMARY



105th Street Pocket Park



76th Street Pocket Park



97th Street Pocket Park



Algin Sutton Rec. Center



Hoover-Gage Park




Jackie Tatum/Harvard Recreation Center

AMENITY QUANTITIES AND CONDITIONS

Park Name	Condition	General Infrastructure Condition	Open Lawn/Turf Area	Amenities															Total	
				Tennis Courts	Basketball Courts	Baseball Fields	Soccer Fields	Multipurpose Fields	Fitness Zones	Skate Parks	Picnic Shelters	Playgrounds	Swimming Pools	Splash Pads	Dog Parks	Gymnasiums	Community/Rec Centers	Senior Centers		Restrooms
Jesse Owens Community Regional Park	Good				1	3		1			1					1				7
	Fair											3	1				1		2	7
	Poor																			0
Mount Carmel Park	Good											1								1
	Fair				1	1														2
	Poor																1			1
Saint Andrews Rec. Center	Good				1			1			1									3
	Fair			3		2			1					1						7
	Poor																1			1
South Los Angeles Sports Activity Center	Good																1			1
	Fair																			0
	Poor																			0
Totals:	Good			0	2	4	2	1	2	1	1	6	1	0	0	1	1	0	0	22
	Fair			13	5	8	0	1	5	0	4	5	1	1	0	1	1	0	2	47
	Poor			0	0	0	0	0	0	0	1	1	1	0	0	0	3	0	0	6

AMENITY CONDITIONS SUMMARY



Miles of trails inside parks: 0

Miles of trails outside of parks: 0

PARK NEEDS FRAMEWORK: COUNTYWIDE ASSESSMENT OF NEED

The results of the analysis of the park metrics were used to determine an overall park need level for each Study Area. Please refer to Section 3.0 Park Needs Framework of the main report for additional information.

City of LA South Los Angeles (#119) has a very high park need.



PROJECT COST ESTIMATES



Study Area:

City of LA South Los Angeles

Study Area ID

119

Prioritized Projects

Project Number	Project Description	Cost
1-3	Build New Park in the General Vicinity of South Broadway and 81st Street	\$4,840,941
	New Park Tasks:	
	Land Acquisition	\$2,310,941
	Infrastructure/General	\$1,780,000
	Playgrounds	\$500,000
	Picnic Shelters	\$250,000
4	Replace Gymnasium at Algin Sutton Recreation Center	\$10,700,000
5	Replace Pools/Aquatic Facilities at Algin Sutton	\$8,290,000
6	Replace Multipurpose Field- Artificial at Mount Carmel Recreation Center	\$2,290,000
7	Repair ADA Walkway/Sidewalk Improvement at All Parks in Study Area	\$1,603,980
8	Repair Restrooms at All Parks in Study Area	\$56,000
9	Replace Pools/Aquatic Facilities at Jesse Owens	\$8,290,000
10	Replace Lighting- LED Conversion at All Parks in Study Area	\$656,667
Study Area Total Costs		
	TOTAL COST FOR PRIORITIZED PROJECTS	\$36,727,588
	TOTAL DEFERRED MAINTENANCE*	\$36,536,879
	Replace amenities in "poor" condition	\$30,676,258
	Repair amenities in "fair" condition	\$5,860,621
	GRAND TOTAL	\$73,264,467

Each Study Area prioritized 10 projects. These project lists are not intended to supersede or replace any planning documents, nor to obligate the lead agency to implement these projects. For further discussion of projects, please refer to the "Potential Park Projects and Cost Estimates" section of the report.

**Does not include repairs or replacement projects listed as prioritized projects.*



Study Area Name:

South LA

Prioritized Project Reporting Form

Please provide descriptions of the park projects prioritized during your Study Area's community engagement workshop. The details you provide will contribute to cost estimates that will be included with your projects in the final report of the LA Countywide Park Needs Assessment. Please be as specific as possible by providing all details that may have an impact on cost estimates (including quantities and acres where appropriate). Along with this form, please attach copies or scans of all voting forms presented at your engagement workshop.

Please return this form to robinson@parks.lacounty.gov no later than February 29, 2016

1. Project Name: New Park

Project Location (address, assessor's parcel number, or nearest intersection):

General vicinity of South Broadway and 81st Street

Project Type (choose one):

- ☐ Repairs to Existing Amenities
- ☐ Add/Replace Amenities in Existing
- ☒ Park Build New Park or Specialty Facility (include acreage in description)

Brief Description of Project:

Acquire 1.5 acres of land for picnic shelters and playground.



LOS ANGELES COUNTYWIDE COMPREHENSIVE
PARK & RECREATION NEEDS ASSESSMENT

2. Project Name: Algin Sutton Recreation Center - Gymnasium

Project Location (address, assessor's parcel number, or nearest intersection):

8800 South Hoover St., Los Angeles, CA 90044

Project Type (choose one):

- ☐ Repairs to Existing Amenities
- ☒ Add/Replace Amenities in Existing Park
- ☐ Build New Park or Specialty Facility (include acreage in description)

Brief Description of Project:

Replace existing gymnasium with new gymnasium.

3. Project Name: Algin Sutton Pool - Replace Swimming Pool

Project Location (address, assessor's parcel number, or nearest intersection):

8800 South Hoover St., Los Angeles, CA 90044

Project Type (choose one):

- ☐ Repairs to Existing Amenities
- ☒ Add/Replace Amenities in Existing Park
- ☐ Build New Park or Specialty Facility (include acreage in description)

Brief Description of Project:

Replace swimming pool.



4. Project Name: Mount Carmel Recreation Center - Synthetic Fields

Project Location (address, assessor's parcel number, or nearest intersection):

830 W. 70th St., Los Angeles, CA 90044

Project Type (choose one):

- ☐ Repairs to Existing Amenities
- ☒ Add/Replace Amenities in Existing Park
- ☐ Build New Park or Specialty Facility (include acreage in description)

Brief Description of Project:

Replace existing fields with synthetic multipurpose fields.

5. Project Name: ADA Upgrades to Paths of Travel

Project Location (address, assessor's parcel number, or nearest intersection):

All Parks in Study Area

Project Type (choose one):

- ☒ Repairs to Existing Amenities
- ☐ Add/Replace Amenities in Existing Park
- ☐ Build New Park or Specialty Facility (include acreage in description)

Brief Description of Project:

Upgrade all paths of travel and walkways in the study area to meet current ADA standards.



6. Project Name: ADA Upgrades to Restrooms

Project Location (address, assessor's parcel number, or nearest intersection):

All Parks in Study Area

Project Type (choose one):

- ☒ Repairs to Existing Amenities
- ☐ Add/Replace Amenities in Existing Park
- ☐ Build New Park or Specialty Facility (include acreage in description)

Brief Description of Project:

Upgrade all restrooms in the study area to meet current ADA standards.

7. Project Name: Jesse Owens Pool - Replace Swimming Pool

Project Location (address, assessor's parcel number, or nearest intersection):

9835 S Western Ave, Los Angeles, CA 90047

Project Type (choose one):

- ☐ Repairs to Existing Amenities
- ☒ Add/Replace Amenities in Existing Park
- ☐ Build New Park or Specialty Facility (include acreage in description)

Brief Description of Project:

Replace swimming pool.



8. Project Name: Upgrade Security Lighting

Project Location (address, assessor's parcel number, or nearest intersection):

All Parks in Study Area

Project Type (choose one):

- ☒ Repairs to Existing Amenities
- ☐ Add/Replace Amenities in Existing Park
- ☐ Build New Park or Specialty Facility (include acreage in description)

Brief Description of Project:

Increase and upgrade current security lighting to LED lighting.

9. Project Name:

Project Location (address, assessor's parcel number, or nearest intersection):

Project Type (choose one):

- ☐ Repairs to Existing Amenities
- ☐ Add/Replace Amenities in Existing Park
- ☐ Build New Park or Specialty Facility (include acreage in description)

Brief Description of Project:



10. Project Name:

Project Location (address, assessor's parcel number, or nearest intersection):

Project Type (choose one):

- ☐ Repairs to Existing Amenities
- ☐ Add/Replace Amenities in Existing Park
- ☐ Build New Park or Specialty Facility (include acreage in description)

Brief Description of Project:

If the projects reported on this form were subject to any type review process, please give a brief description of that process:

The projects listed above are not prioritized in any particular order. The projects are recommended following input from the community and the Department of Recreation and Parks' evaluation of recreational amenities.

**Please return this form to rrobinson@parks.lacounty.gov
no later than **February 29, 2016****





Community Engagement Plan

A Community Engagement Meeting must be held in each Study Area between December 1, 2015 and February 15, 2016. The meeting can be run by city staff or by a community-based organization of your choice. The meeting facilitator must attend one of three trainings. At the training, facilitators will receive all information needed to hold the meeting. To offset the cost of the Community Engagement Meeting, a \$2,500 stipend is available for each Study Area.

Please answer the questions below and return this form to Rita Robinson
robinson@parks.lacounty.gov by **October 15, 2015**

Please tell us about your community engagement meeting:

Date: 01/13/2016

Time: 6:30 PM

Location: SOUTH LOS ANGELES SPORTS ACTIVITY CENTER 7020 SOUTH FIGUEROA ST LA, CA 90003

☒ Parking provided

☒ Accessible by public transportation

What translation services (if any) will be provided? Languages: Upon Request (with 72 hour notice)

Who will be facilitating your community engagement event(s)?

☒ City Staff

☐ Community-Based Organization. Name of CBO:

Please provide the contact information for the primary facilitator **and** any secondary facilitator (if applicable) that will be attending the mandatory training. You may have a **maximum** of 2 people.

Name: Leslie Perez

Title: RECREATION SUPERVISOR

Address:

Phone: (310) 548-7675 LESLIE.PEREZ@LACITY.ORG

Email: (310) 548-7675 LESLIE.PEREZ@LACITY.ORG

Name: Raul Leon

Title: Senior Park Maintenance Supervisor

Address: (310) 548-7675 RAUL.LEON@LACITY.ORG

Phone: (310) 548-7675 RAUL.LEON@LACITY.ORG

Email: (310) 548-7675 RAUL.LEON@LACITY.ORG

Please rank your preference for a mandatory facilitator training date. Space is limited at each training and spaces will be reserved based on the timely return of this form.

- | | | | |
|---|-----------------------------|-----------------|--------------------------------|
| 1 | Monday--November 16, 2015 | 10:00am-12:00pm | Roy Anderson Recreation Center |
| 2 | Tuesday--November 17, 2015 | 6:30pm-8:30pm | Los Angeles County Arboretum |
| 3 | Saturday--November 21, 2015 | 10:00am-12:00pm | San Fernando Park |

Please describe how you will promote your engagement meeting (select all that apply):

☒ Publicly posted notice

☐ Mailers

☒ Website

☒ Social Media

☐ Canvassing

☐ Television/Radio

☐ Other

Please describe your attendance goal (# of attendees): 50

Please provide any additional details related to your action plan for engaging the community:

The list of prioritized parks projects generated at the community engagement meeting is due to the County by **February 29, 2016**.